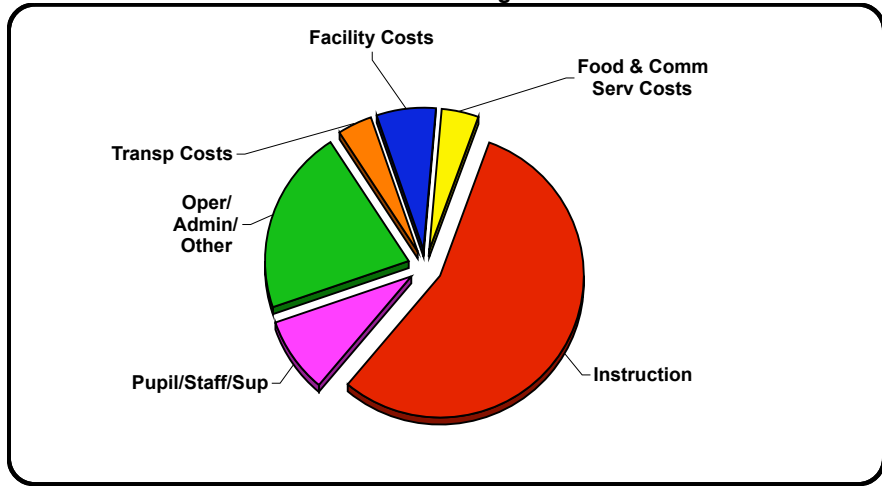


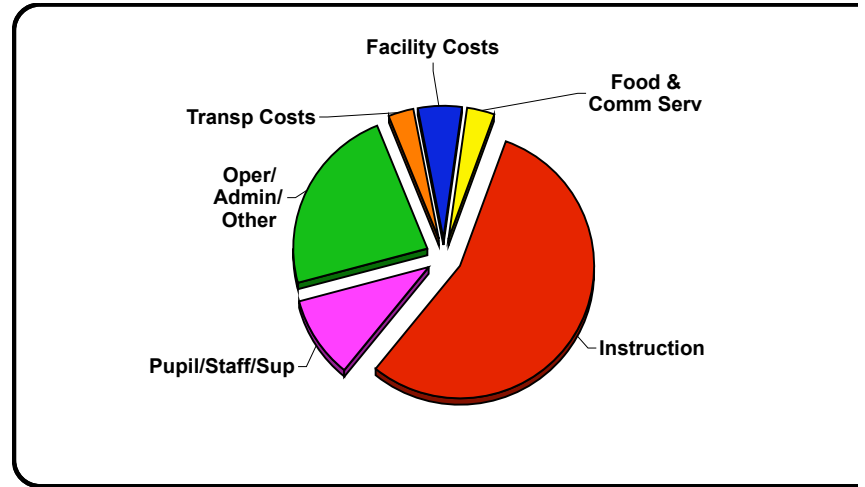
Multi-District Comparative Cost Comparison Using Audited 2006-07 Annual Da

State Average



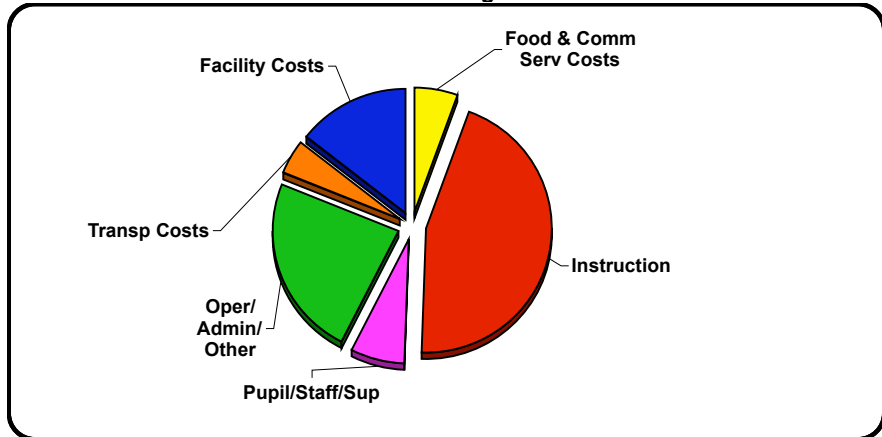
Membership	867,699	Total Cost	% of Total	Cost Per Memb
Instruction		\$5,497,334,637	55.5%	\$6,336
Pupil/Staff/Support		\$861,318,426	8.7%	\$993
Oper/Admin/Other		\$2,099,543,260	21.2%	\$2,420
Transportation Costs		\$384,328,723	3.9%	\$443
Facility Costs		\$653,446,229	6.6%	\$753
Food & Comm Serv Costs		\$406,923,455	4.1%	\$469
TOTALS		\$9,902,894,730	100.0%	\$11,413

Lake Mills Area



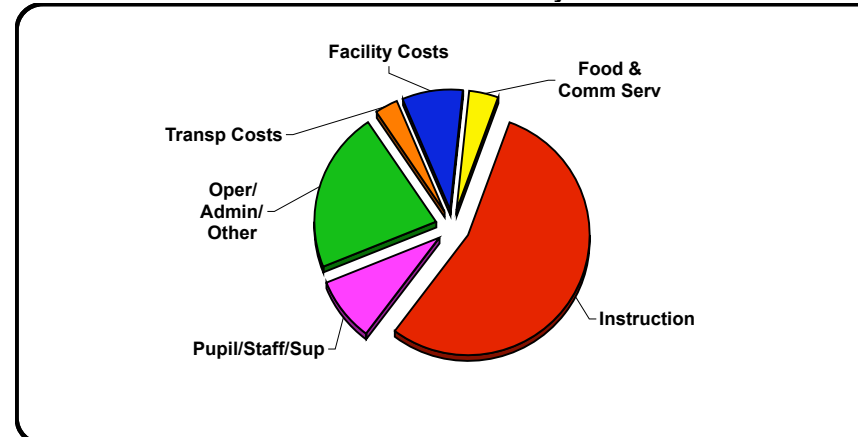
Membership	1,380	Total Cost	% of Total
Instruction		\$7,650,519	55.3%
Pupil/Staff/Support		\$1,398,521	10.1%
Oper/Admin/Other		\$3,176,396	23.0%
Transportation Costs		\$414,194	3.0%
Facility Costs		\$718,103	5.2%
Food & Comm Serv Costs		\$477,534	3.5%
TOTALS		\$13,835,266	100.0%

Cambridge



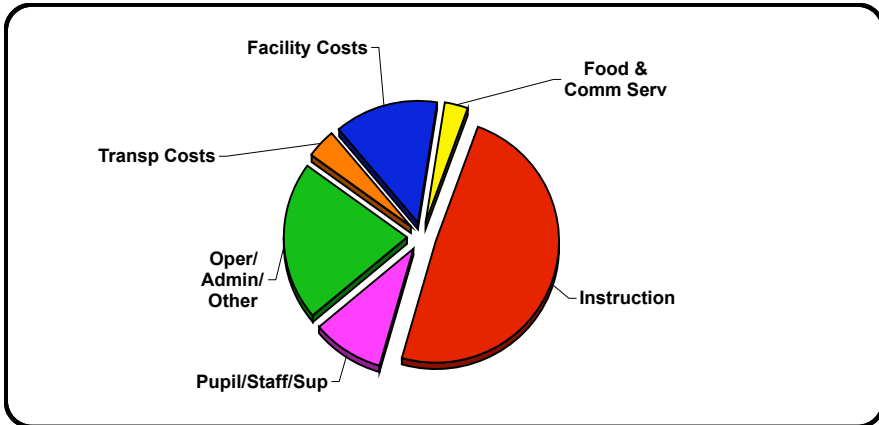
Membership	957	Total Cost	% of Total	Cost Per Memb
Instruction		\$5,536,142	45.1%	\$5,785
Pupil/Staff/Support		\$827,886	6.7%	\$865
Oper/Admin/Other		\$2,912,637	23.7%	\$3,044
Transportation Costs		\$525,067	4.3%	\$549
Facility Costs		\$1,783,960	14.5%	\$1,864
Food & Comm Serv Costs		\$682,573	5.6%	\$713
TOTALS		\$12,268,266	100.0%	\$12,820

Deerfield Community



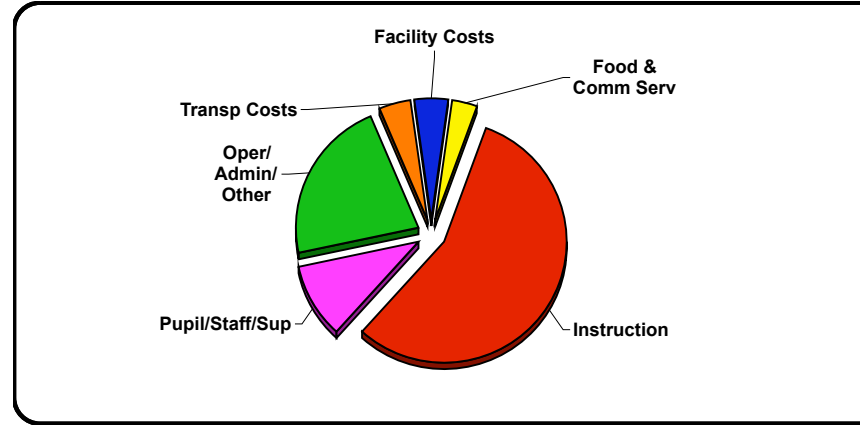
Membership	774	Total Cost	% of Total
Instruction		\$4,948,659	54.7%
Pupil/Staff/Support		\$777,969	8.6%
Oper/Admin/Other		\$1,964,770	21.7%
Transportation Costs		\$270,736	3.0%
Facility Costs		\$734,626	8.1%
Food & Comm Serv Costs		\$345,255	3.8%
TOTALS		\$9,042,015	100.0%

Marshall



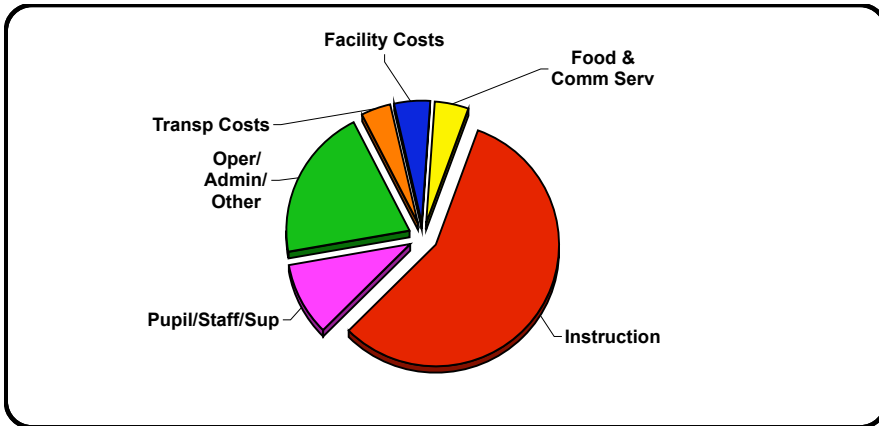
Membership	1,250	Total Cost	% of Total	Cost Per Memb
Instruction		\$6,889,539	48.9%	\$5,512
Pupil/Staff/Support		\$1,314,823	9.3%	\$1,052
Oper/Admin/Other		\$2,986,625	21.2%	\$2,389
Transportation Costs		\$523,022	3.7%	\$418
Facility Costs		\$1,918,031	13.6%	\$1,534
Food & Comm Serv Costs		\$445,858	3.2%	\$357
TOTALS		\$14,077,898	100.0%	\$11,262

Waterloo



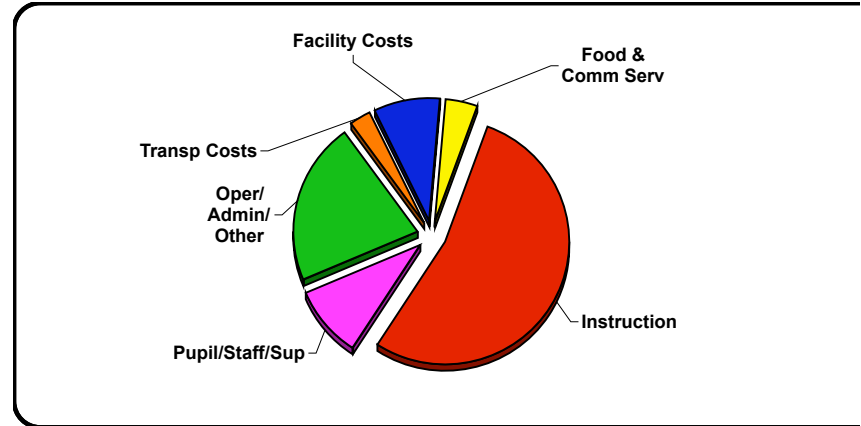
Membership	954	Total Cost	% of Total
Instruction		\$5,642,453	56.1%
Pupil/Staff/Support		\$1,008,124	10.0%
Oper/Admin/Other		\$2,215,286	22.0%
Transportation Costs		\$419,683	4.2%
Facility Costs		\$446,749	4.4%
Food & Comm Serv Costs		\$329,459	3.3%
TOTALS		\$10,061,753	100.0%

Jefferson




Membership	1,920	Total Cost	% of Total	Cost Per Memb
Instruction		\$11,680,100	56.9%	\$6,083
Pupil/Staff/Support		\$2,018,130	9.8%	\$1,051
Oper/Admin/Other		\$4,175,976	20.3%	\$2,175
Transportation Costs		\$811,437	3.9%	\$423
Facility Costs		\$944,041	4.6%	\$492
Food & Comm Serv Costs		\$915,055	4.5%	\$477
TOTALS		\$20,544,739	100.0%	\$10,700

Fort Atkinson




Membership	2,683	Total Cost	% of Total
Instruction		\$15,861,841	53.7%
Pupil/Staff/Support		\$2,765,519	9.4%
Oper/Admin/Other		\$6,286,632	21.3%
Transportation Costs		\$862,415	2.9%
Facility Costs		\$2,557,529	8.7%
Food & Comm Serv Costs		\$1,195,355	4.0%
TOTALS		\$29,529,291	100.0%


ita




<u>Cost Per Memb</u>
\$5,544
\$1,013
\$2,302
\$300
\$520
\$346
\$10,026



<u>Cost Per Memb</u>
\$6,394
\$1,005
\$2,538
\$350
\$949
\$446
\$11,682



Cost Per Memb
\$5,915
\$1,057
\$2,322
\$440
\$468
\$345
\$10,547



Cost Per Memb
\$5,912
\$1,031
\$2,343
\$321
\$953
\$446
\$11,006