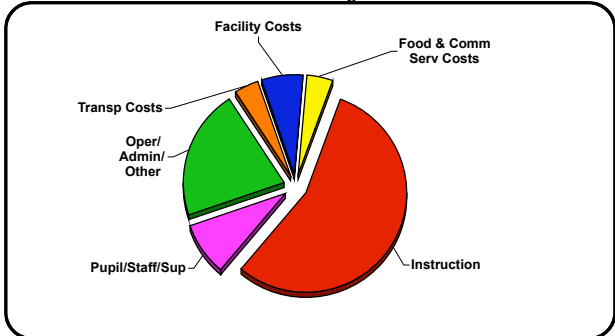


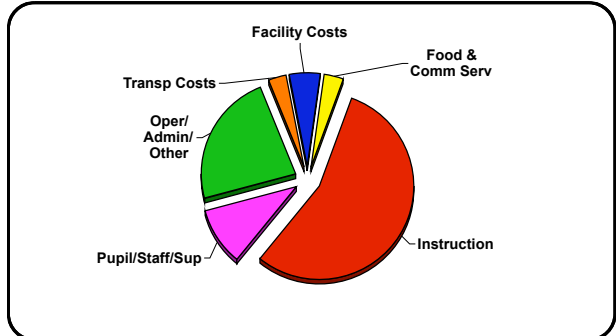
# Multi-District Comparative Cost Comparison Using Audited 2006-07 Annual Data

State Average



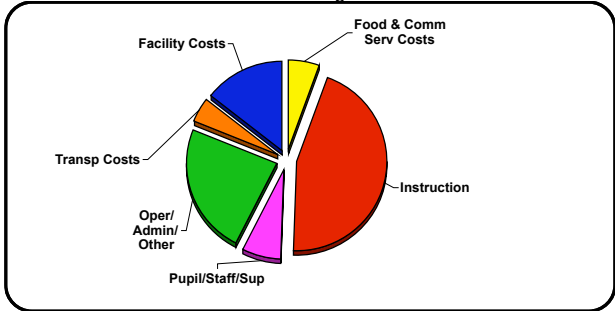
Membership	867,699	Total Cost	% of Total	Cost Per Memb
Instruction		\$5,497,334,637	55.5%	\$6,336
Pupil/Staff/Support		\$861,318,426	8.7%	\$993
Oper/Admin/Other		\$2,099,543,260	21.2%	\$2,420
Transportation Costs		\$384,328,723	3.9%	\$443
Facility Costs		\$653,446,229	6.6%	\$753
Food & Comm Serv Costs		\$406,923,455	4.1%	\$469
<b>TOTALS</b>		<b>\$9,902,894,730</b>	<b>100.0%</b>	<b>\$11,413</b>

Lake Mills Area



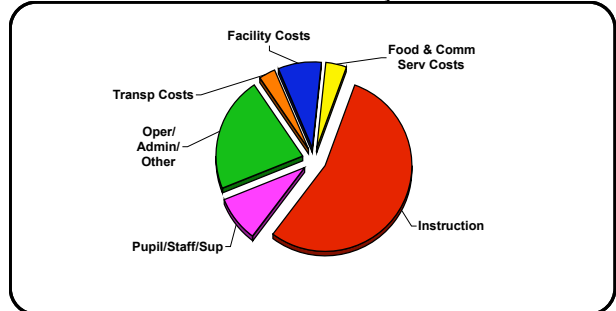
Membership	1,380	Total Cost	% of Total	Cost Per Memb
Instruction		\$7,650,519	55.3%	\$5,544
Pupil/Staff/Support		\$1,398,521	10.1%	\$1,013
Oper/Admin/Other		\$3,176,396	23.0%	\$2,302
Transportation Costs		\$414,194	3.0%	\$300
Facility Costs		\$718,103	5.2%	\$520
Food & Comm Serv Costs		\$477,534	3.5%	\$346
<b>TOTALS</b>		<b>\$13,835,266</b>	<b>100.0%</b>	<b>\$10,026</b>

Cambridge



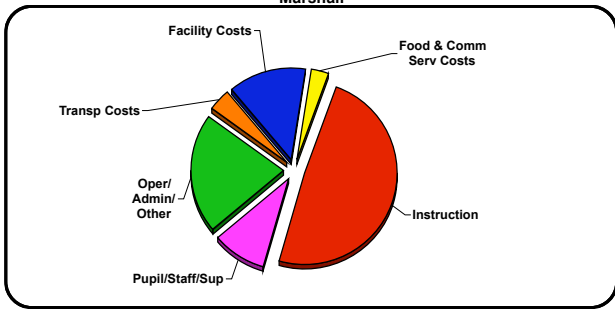
Membership	957	Total Cost	% of Total	Cost Per Memb
Instruction		\$5,536,142	45.1%	\$5,785
Pupil/Staff/Support		\$827,886	6.7%	\$865
Oper/Admin/Other		\$2,912,637	23.7%	\$3,044
Transportation Costs		\$525,067	4.3%	\$549
Facility Costs		\$1,783,960	14.5%	\$1,864
Food & Comm Serv Costs		\$682,573	5.6%	\$713
<b>TOTALS</b>		<b>\$12,268,266</b>	<b>100.0%</b>	<b>\$12,820</b>

Deerfield Community



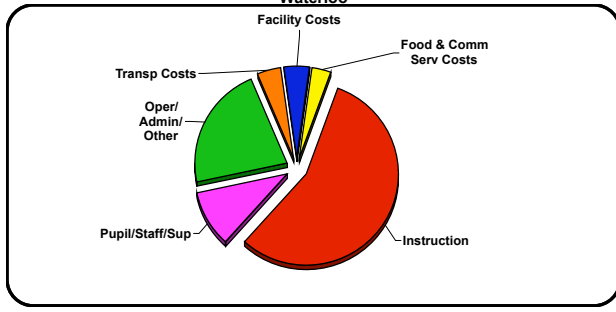
Membership	774	Total Cost	% of Total	Cost Per Memb
Instruction		\$4,948,659	54.7%	\$6,394
Pupil/Staff/Support		\$777,969	8.6%	\$1,005
Oper/Admin/Other		\$1,964,770	21.7%	\$2,538
Transportation Costs		\$270,736	3.0%	\$350
Facility Costs		\$734,626	8.1%	\$949
Food & Comm Serv Costs		\$345,255	3.8%	\$446
<b>TOTALS</b>		<b>\$9,042,015</b>	<b>100.0%</b>	<b>\$11,682</b>

Marshall



Membership	1,250	Total Cost	% of Total	Cost Per Memb
Instruction		\$6,889,539	48.9%	\$5,512
Pupil/Staff/Support		\$1,314,823	9.3%	\$1,052
Oper/Admin/Other		\$2,986,625	21.2%	\$2,389
Transportation Costs		\$523,022	3.7%	\$418

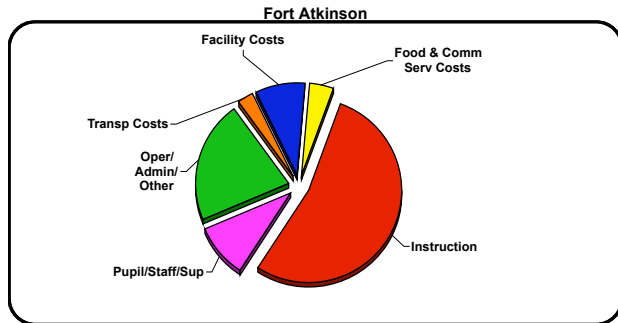
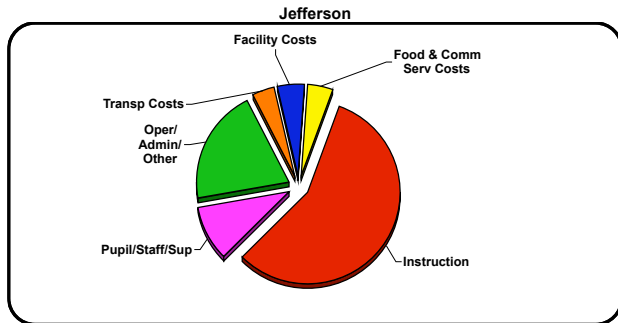
Waterloo



Membership	954	Total Cost	% of Total	Cost Per Memb
Instruction		\$5,642,453	56.1%	\$5,915
Pupil/Staff/Support		\$1,008,124	10.0%	\$1,057
Oper/Admin/Other		\$2,215,286	22.0%	\$2,322
Transportation Costs		\$419,683	4.2%	\$440

Facility Costs	\$1,918,031	13.6%	\$1,534
Food & Comm Serv Costs	\$445,858	3.2%	\$357
<b>TOTALS</b>	<b>\$14,077,898</b>	<b>100.0%</b>	<b>\$11,262</b>

Facility Costs	\$446,749	4.4%	\$468
Food & Comm Serv Costs	\$329,459	3.3%	\$345
<b>TOTALS</b>	<b>\$10,061,753</b>	<b>100.0%</b>	<b>\$10,547</b>



Membership	1,920	Total Cost	% of Total	Cost Per Memb
Instruction		\$11,680,100	56.9%	\$6,083
Pupil/Staff/Support		\$2,018,130	9.8%	\$1,051
Oper/Admin/Other		\$4,175,976	20.3%	\$2,175
Transportation Costs		\$811,437	3.9%	\$423
Facility Costs		\$944,041	4.6%	\$492
Food & Comm Serv Costs		\$915,055	4.5%	\$477
<b>TOTALS</b>		<b>\$20,544,739</b>	<b>100.0%</b>	<b>\$10,700</b>

Membership	2,683	Total Cost	% of Total	Cost Per Memb
Instruction		\$15,861,841	53.7%	\$5,912
Pupil/Staff/Support		\$2,765,519	9.4%	\$1,031
Oper/Admin/Other		\$6,286,632	21.3%	\$2,343
Transportation Costs		\$862,415	2.9%	\$321
Facility Costs		\$2,557,529	8.7%	\$953
Food & Comm Serv Costs		\$1,195,355	4.0%	\$446
<b>TOTALS</b>		<b>\$29,529,291</b>	<b>100.0%</b>	<b>\$11,006</b>